



# Welcome to Trent Vale Infant and Nursery School

Head Teacher Mrs Janine Barratt



**The Trent-Rylands Federation**  
Trent Vale Infant and Nursery School *and* Beeston Rylands  
Junior School



# The Aim of Tonight's Meeting

1. To introduce ourselves.
2. To give you a little background as to what we will teach in F2.
3. To offer you the practical information that you will need to refer to when getting ready for your child to start school.

# Welcome to our school!

Your child will be in Foundation Stage 2 (F2) which is also known as Reception. This and Nursery (F1) form our EYFS unit.

We are all looking forward to getting to know our new children and their families.

There are two F2 classes of up to 25 children

Beech Class Teacher Mrs Mason

Lilac Class Teacher Mrs Robinson

Your child may also work with the wonderful Teaching Assistants that we have in school.





# Trent Vale Infant and Nursery School



## Our Vision Statement

### Our Vision Statement

The Trent-Rylands Federation vision is to provide the best start in life for our children through inclusive and engaging education, which is rooted in our local community, and develops character, well-being and a love of learning. The two schools in the federation benefit from a shared ethos and approach, which allows for a 'whole school' learning journey and excellent educational outcomes.

We have three core drivers that underpin our vision, values and curriculum - Possibilities, Responsibility and Community.

These drivers underpin all that we do within school.

Through these drivers we explore the following values that are key to developing our pupils as positive citizens who care about others and the world around them.



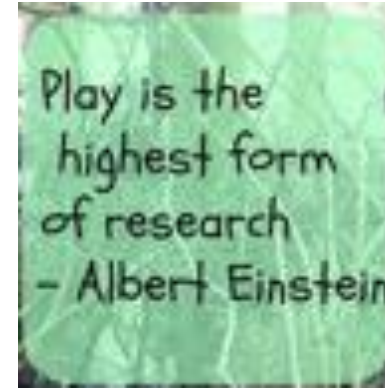
## The Early Years Foundation Stage (EYFS)

- ▶ We follow the Statutory **EYFS Framework 2024** which explains how and what your child will be learning. This is supported by a Department of Education's **Development Matters document**. This document helps us to design an effective early years curriculum, building on the strengths and meeting the needs of the children we work with. It guides, but does not replace, professional judgement.
- ▶ We help the children to **learn through playing, exploring and being active**. This means children will take part in a range of fun, practical activities as well as structured tasks; some of which are adult led, some guided by adults and some will be child-initiated.

# The importance of play!

## Why is play important?

- Play is a vital tool for children to use to support their emotional, cognitive and physical development.
- Through play, children can use the skills they have already mastered to extend their knowledge and understanding of the world.
- Children feel comfortable and confident when they are playing and consequently feel able to experiment, take risks, question and explore.
- Through their exploration, children are making connections and building up ideas, concepts and skills.
- Through play children can gain a sense of achievement, thereby developing self-esteem.



PLAY GIVES  
CHILDREN  
A CHANCE  
TO PRACTICE WHAT  
THEY ARE  
LEARNING.  
-MR. ROGERS

"When you asked me what I did in school today and I say, 'I just played.' Please don't misunderstand me. For you see, I'm learning as I play. I am learning to enjoy and be successful in my work. Today I am a child and my work is play." -Anita Wadley, 1974



# Reading at Trent Vale

We use the Little Wandle Letters and Sounds Programme as a structured approach to teaching phonics.

We teach Phonics from the second full week that the children are at school.


We start with short sessions lasting up to 10 minutes and each day build on this until eventually the children can sit and learn for at least 30 minutes.

This scheme is effective in teaching children to recognise their letters and sounds.

We will offer you more information on this when the children start with us and have begun the programme.




We plan our learning through a book based approach.



Each term begins with a range of quality texts that are chosen to excite the children and stimulate their interests.

We use these books to plan a range of topics. Topics in reception include- Super Star Me! Once upon a time down on the Farm and Where in the World shall we go?



We also listen to the children and watch them at play so that we can plan activities that they also have a natural interest in.






# What does a typical day look like?

- School begins at 8.50am. It is important that children are on time
- Children start the day with a book or a simple target activity
- Phonics is taught daily starting at 9.05 am
- Children will complete a range of teacher led tasks and access continuous provision throughout the day
- The children will stop midway through the morning milk and fruit
- Lunch is at 11.45am
- Two days per week for each class the reception classes will join the Nursery from 12.45pm until 3.10pm as part of our EYFS unit.
- School day ends at 3.20pm Children will be dismissed from their regular classroom.

# More about the afternoon sessions

- EYFS will be run as a unit. This will allow us to make the best use of all of our staff; their experience and expertise.
- Lilac Class will join nursery for two afternoons per week, Beech will join them for another two. On Wednesday we will come together as a whole unit.
- It will allow F2 to make use of the of the super provision, both indoor and outdoor, the Nursery has to offer.
- Teachers and teaching assistants will work together to ensure that all children receive a curriculum that best meets their needs.
- The children will still be dismissed from outside their regular classroom.

## How do we keep in contact with you ?



Our main form of communication will be through the Parent Hub app. We will send you details of this once your child starts school in September. This app is used to update you on any important events and dates that are happening in school. Sometimes we will use this app to message you directly.

We will also upload a Reception newsletter to the app and to our class page on the website. This newsletter provides an overview of the main areas of learning for the next term. We will also aim to send pictures and keep you updated via Parent Hub.

In September, we have a meet the teacher meeting. This is usually after school one day. At this meeting, we talk about the class routines such as reading etc. If you can't make it, all information will be sent home via Parent Hub and put on our website.

We will have termly parents evenings.

We will see you as you drop off in the morning but if you need longer to talk please aim to see us in the afternoon.

You can email either the office or the class teacher, with any concerns. Teacher email addresses will be sent out in September.

## How do you keep in contact with us ?

We will see you as you drop off in the morning.

This is always a busy time, so we ask you at this time, to only tell us about things that are important for that day.

If you need longer to talk please aim to see us in the afternoon.

If you do not drop off and pick up then the best way to contact us is through email. Please email the office if the message is urgent, as they check their emails first thing in the morning.

For non-urgent messages please the class teacher, with any concerns. Teacher email addresses will be sent out in September.

## **Our behaviour policy is based on positive praise and rewards.**

Part of our learning in Reception is to spend time with children, teaching children the expectations of behaviour in school. This is based on developing their understanding their emotions and teaching them how to regulate them appropriately. We have simple rules and routines which help the children. But basically we just want children to show kindness and respect, be happy and be safe.

Children will regularly receive verbal affirmations from the adults in school, for qualities such as resilience, taking care, showing friendship. They will regularly receive stickers, and two children from each class also receive a Super Star certificate each week for effort and progress in work.

We aim to work with our core Values always at the heart. Each week, one child who has demonstrated this will be invited to attend Afternoon Tea with Mrs Barratt.

If a teacher spots a child being kind or trying their best, they may receive a 'Chance Card'. Children write on their name and place it in a chance card box. During Superstar Assembly on a Friday some 12 chance cards will be drawn out of the box and exchanged for a prize!

Children will be encouraged to work together with their class to receive class stars. The children will decide, along with their teacher, what to prize to exchange their stars for. So far we have had a Teddy Bear's Picnic, Movie Afternoon and Bluey Day!

# School Uniform

-Trainers or shoes (preferably black or a dark colour) they can easily run in but no open toed sandals or crocs. **PLEASE NAME THEM.**

- Plain white or red polo shirt

-Red sweat-shirt, jumper, cardigan or fleece

- Black/charcoal/dark grey trousers or jogging bottoms with no logos; or dark grey legging, skirt, pinafore or shorts which are suitable for active learning

-A red checked dress may also be worn in the warmer weather

A lot of learning takes place outdoors so uniform may need to be washed frequently

If you do wish to buy school uniform that has our logo on, you can so from  
TGR Embroidery [tgr-embroidery.co.uk](http://tgr-embroidery.co.uk)

**Please remember to put your child's name in every item of school uniform.**



# I'm sorry that my uniform got dirty today but it helps to show what I have been learning.

This splodge is part of my lunch. I am trying so hard to use a knife and fork correctly when I eat.

These marks were made with pens. I am trying so hard to develop my writing and drawing skills.

This grass stain shows I have been using the outdoors to develop my physical skills.



Painting helps me to develop my creativity. Sometimes I accidentally get paint on my shirt as I work.

This playdough stuck to my shirt while I was exploring shapes and textures.

Sometimes my uniform comes home a little wet. I learn huge amounts of Science and Maths when I play in the water tray.

## Book Bags and Water Bottles

Children will need bring a bag that is able to fit an A4 sized book wallet and reading diary. Trent Vale book bags are perfect for this and available to purchase in school. Please consider size of bags. They do not need to be too big. We struggle to store them.

**Children need to bring bring a water bottle every day. A water bottle will be provided free of charge when your child starts school but feel free to bring one of your choosing.**

This should only be filled with water; no juice, flavoured water or fizzy drinks. Please wash and refill your child's water bottle at home everyday.



## PE kit

Children will need to bring a PE kit to school. PE bags are available to purchase from school but any bag will do. The kit can stay at school for a half term before we send it home to be washed. It should consist of:



Warm weather



Cooler weather

(in any colours)

## Outdoor Clothes

Please consider outer layer clothing . Children need to put their own clothes on, so all-in-one puddle type overalls are not suitable. By the time children have put them on to go outside it is often time for them to come back in !  
A waterproof warm coat is all they need in wet winter weather.

We are asking all parents to provide a named pair of wellies for children to leave at school. This will enable us to go on the field in all weathers . They will be stored outside our classrooms so that children can be independent at taking them on and off.



# Absences

- ▶ It is essential that all children attend school regularly and maintain a pattern of good attendance.
- ▶ Any attendance that falls below 95% is classed as poor attendance by the Government.
- ▶ Any parents wishing to take their child on a holiday should ideally do this during the school break. School holidays will not be authorised during a school term and parents may be fined once their child reaches statutory school age.
- ▶ The school office must be informed if your child is going to be absent for each day of their absence. We have an attendance app called Study Bugs which parents can use to report absence. We will give you details of this when your child starts.
- ▶ The office staff will message or phone the parents of any child who has an unexplained absence. If they do not get a reply from you they will contact all of the people you have given as contacts so we can make sure you and your child are safe. If we still do not hear from you we may come to your home to check you are all ok.

# Illness

We can give your child medicines with your written permission. Forms are available from the school office. Please ring and talk to a member of the office staff if you are not sure whether you can bring your child to school.





# Please remember...

- ▶ Home time arrangements should be in place prior to your child arriving at school so they know who will be collecting them from school. We understand that arrangements may change in the event of an emergency, if so please contact the school office immediately.
- ▶ If any of your contact details change please remember to update these with the school office immediately. We need to be able to contact you.

## Fruit and Milk

All children receive a free piece of fruit daily. They have this as a snack time during the morning.

They have free milk up until their 5<sup>th</sup> birthday. You will need to register with **Cool Milk** to receive this milk.

Please ensure that you register again with Cool Milk if you wish to pay for milk after your child is 5 years old.

[www.coolmilk.com](http://www.coolmilk.com)



# Lunchtimes

- ▶ School dinners are free as part of the 'Universal Infant Free School Meal' scheme (children are currently not charged for a school meal in F2/Reception, Year 1 and Year 2) There is always a vegetarian or vegan option.
- ▶ If you do not want your child to have a school dinner they can bring a healthy packed lunch from home . Please read our guide to a healthy packed lunch.
- ▶ If your child has any requirements regarding food allergies or religious beliefs you will need to fill in a form. Please talk to the Mrs Pautrat or Mrs Kaye in the school office if you are unsure.
- ▶ Midday supervisors play with the children and keep them safe

# Serious Allergy

We have children in school who have a severe allergic reaction to

**all nuts and sesame**

This allergic reaction (anaphylactic shock) can occur through ingestion of products containing these allergens, cross contamination, touch and breathing in the odour of these products.

**This condition is life threatening.**

To minimise the risk to these children

- Avoid giving your child products containing these items but particularly nuts.
- Avoid giving peanut butter sandwiches, other spreads containing nuts such as Nutella and snack bars containing nuts.
- Asking your child not to share their lunch.

# Starting School

Starting school can be an anxious time for both children and their parents. We aim to make this transition into school as smooth and happy as possible for both of you .

Next week:

**Children will attend 2 (AM or PM) sessions; 1 on Wednesday, 1 on Thursday**

We will post a book on our website for you to share with your child which will tell them all about school. Please keep sharing this book with them so they become familiar with Trent Vale.

We are also posting videos of the F2 teachers introducing themselves and reading stories on our web site. Please keep watching these videos so the adults faces and voices become familiar to you and your child.

## Getting ready for school

Practise these activities to help your child to be ready to start school.

- Washing their hands for 20 seconds independently.
- Putting on their own shoes on right feet – no laces unless they fasten them themselves.
- Putting on their own coat and trying to fasten it
- Recognising their own belongings – please put name labels in everything including all clothes, shoes, water bottle, hat and scarf.
- Going to the toilet independently including wiping themselves and pulling up their pants.
- Playing with other children including sharing toys, playing games and turn taking.
- Eating food with a knife and fork, learning cutting up food, model eating correctly .





## The Paper Work Checklist

Please ensure all the following paperwork has been filled in and either emailed, posted back to school or alternatively return it on the transition day.

- Confidential Personal Information Form
- Pupil Images Consent Form
- Acceptable Use of the Internet Agreement
- We also need a copy of your child's birth certificate

This Power Point will be uploaded to our website, under the transition tab, so that you can read it through again.

**If you have any queries or concerns about your child's individual needs please email the school office. We will endeavour to answer any questions and put your mind at rest.**