



J

Welcome to Trent Vale Infant and Nursery School

Head Teacher Mrs Janine Barratt
Federation Deputy Mrs Sue Osborne



The Trent-Rylands Federation
Trent Vale Infant and Nursery School *and* Beeston Rylands
Junior School



The Aim of Tonight's Meeting

1. To introduce ourselves.
2. To give you a little background as to what we will teach in F2.
3. To offer you the practical information that you will need to refer to when getting ready for your child to start school.

Welcome to our school!

Your child will be in Foundation Stage 2 (F2) which is also known as Reception.

We are all looking forward to getting to know our new children and their families.



There are two F2 classes of up to 30 children

Beech Class -Teacher Mrs Mason – This class will also have space for some year 1 children.

Lilac Class - Teacher Mrs Robinson

The main F2 Teaching Assistants are Ms Smith and Mrs Keen. There will also be other teaching assistants working in these classes at different times.

Mrs Kaye and Mrs Pautrat work in the school office.



Trent Vale Infant and Nursery School



J

Our Vision Statement

Children at the Heart

Our Vision Statement

The Trent-Rylands Federation vision is to provide the best start in life for our children through inclusive and engaging education, which is rooted in our local community, and develops character, well-being and a love of learning. The two schools in the federation benefit from a shared ethos and approach, which allows for a 'whole school' learning journey and excellent educational outcomes.

Here is the Trent Rylands Way:-

We are gentle; we don't hurt others
We are kind and helpful; we don't hurt anybody's feelings
We listen; we don't interrupt
We are honest; we don't cover up the truth
We work hard; we don't waste our own or others' time
We look after property; we don't waste or damage things

The Early Years Foundation Stage (EYFS)

- ▶ We follow the Statutory **EYFS Framework 2021** which explains how and what your child will be learning. This is supported by a Department of Education's **Development Matters document**. This document helps us to design an effective early years curriculum, building on the strengths and meeting the needs of the children we work with. It guides, but does not replace, professional judgement.
- ▶ We help the children to **learn through playing, exploring and being active**. This means children will take part in a range of fun, practical activities as well as structured tasks; some of which are adult led, some guided by adults and some will be child-initiated.

What does a typical day look like?

- School begins at 8.50
- Children start the day with a book or a simple target activity
- Phonics is taught daily starting at 9.05
- Children will complete a range of teacher led tasks and access continuous provision throughout the day both inside and outside.
- The children will stop midway through the morning for milk and fruit
- Lunch is at 12.00
- In the afternoon we may do activities based on a book.
- Children will end the day with a story and will be dismissed at 3.20



Reading at Trent Vale

We use the Little Wandle Letters and Sounds Programme as a structured approach to teaching phonics.

We teach Phonics from the second full week that the children are at school.

We start with short sessions lasting up to 10 minutes and each day build on this until eventually the children can sit and learn for at least 30 minutes.

This scheme is effective in teaching children to recognise their letters and sounds.

We will offer you more information on this when the children start with us and have begun the programme.

We're teaching
every child to
read with



A complete SSP validated by
the Department for Education

Maths at Trent Vale

We use the White Rose Maths Scheme as a basis for our maths teaching. This is a sequenced and maths progression.

Yearly overview

Overview with suggested weekly timings. Block titles are clear and show progress through number and spatial reasoning.

The first 2 weeks are for you to get to know children, develop routines and give you the flexibility to complete baseline assessments.

The yearly overview provides suggested timings for each block of learning, which can be adapted to suit different term dates or other requirements.

	Week 1	Week 2	Week 3	Week 4	Week 5	Week 6	Week 7	Week 8	Week 9	Week 10	Week 11	Week 12
Autumn	Getting to know you	Match, sort and compare	Talk about measure and patterns	It's me 1, 2, 3	Circles and triangles	1, 2, 3, 4, 5	Shapes with 4 sides					
Spring	Alive in 5	Mass and capacity	Growing 6, 7, 8	Length, height and time	Building 9 and 10	Explore 3-D shapes						
Summer	To 20 and beyond	How many now?	Manipulate, compose and decompose	Sharing and grouping	Visualise, build and map	Make connections	Consolidation					

© White Rose Education 2023

Early blocks focus on use of provision to support key early maths and routines.

Consolidation weeks allow for a degree of flexibility in the suggested block lengths or to consolidate learning based on the needs of your children.

Content is consolidated so all concepts are explicitly taught before assessment for ELG.

Subitising is taught both perceptually and conceptually through the blocks. Concepts such as doubling and 1 more / 1 less is focused on in the progression of the numbers.

C

Adult-led learning



Prepare a set of dot plates or number cards which have 1, 2 or 3 dots in different arrangements.



Hold up the dot plates and ask the children how many dots.

Can children show the correct number of fingers?

Ask children if they can match the numerals 1, 2 and 3 to the dot plates.

Continuous provision

Support children to make their own representation cards.

Provide them with a piece of paper and allow them to paint, draw or use collage materials to represent the numbers 1, 2 and 3



Children can create their own dots, dice patterns, or create a picture of something that interests them.



These can then be used to play games such as 'Snap'.

We plan our learning through a book based approach.

Each term begins with a range of quality texts that are chosen to excite the children and stimulate their interests.

We use these books to plan a range of topics. Topics in reception include- Super Star Me! Once Upon a Time, Down on the Farm and Where in The World Shall We Go?

We also listen to the children and watch them at play so that we can plan activities that they also have a natural interest in.



Our behaviour policy is based on us understanding young children, positive praise and restorative conversations when necessary. We want children to be proud of themselves and to have a positive self esteem.

Part of our learning in Reception is to spend time with children, talking about our school rules and enabling them to manage their own emotions, behaviours and choices.

We speak with the children about our green behaviour and model what this looks like.

Children will regularly receive verbal praise and small rewards if for their work and behaviour. Two children from each class also receive a Super Star certificate each week for trying their very best with their work .

Children will also have the chance to be invited for afternoon tea with Mrs Barratt, for showing the values that our school promotes, such as respect or patience.

If a teacher spots a child being kind or trying their best, they may receive a 'Chance Card'. Children write on their name and place it in a chance card box. During Superstar Assembly on a Friday the chance cards will be drawn out of the box and exchanged for a prize!

Children will be encouraged to work together with their class to receive class stars.

The children will decide, along with their teacher, what to prize to exchange their stars for.

School Uniform

C

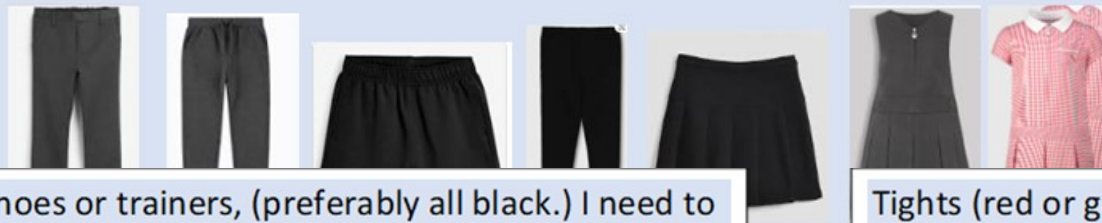
A white or red polo shirt



A red jumper, cardigan, sweatshirt or fleece



Plain dark grey or black trousers, joggers, shorts, leggings, skirt, pinafore or a red checked dress in warm weather.



Plain shoes or trainers, (preferably all black.) I need to be able to have fun outside in them and fasten them by myself.



Tights (red or grey) or socks.



If you do wish to buy school uniform that has our logo on, you can so from
TGR Embroidery tgr-embroidery.co.uk

Please remember to put your child's name in every item of school uniform.

Coats, Book Bags and Water Bottles

A water bottle



A bag that is big enough to fit my reading books in it without them getting bent. (Big enough for an A4 sized wallet)



or



or



A lunch box if I am having a packed lunch.



Children need to bring a water bottle every day. A water bottle will be provided but feel free to bring one of your choosing.

This should only be filled with water; no juice, flavoured water or fizzy drinks.
Please wash and refill your child's water bottle at home everyday.

Trent Vale book bags are perfect for this and available to purchase in school.

PE kit

C

Children will need to bring a PE kit to school. A drawstring bag is ideal to keep this in, but any bag will do. The kit can stay at school for a half term before we send it home to be washed. It should consist of:

A plain T-shirt and short . When it is cold I might need some joggers.



I will also need plimsols or trainers. If I normally wear trainers to school, I could use those.



How do we keep in contact with you ?

C

You can always speak to teachers or teaching assistants briefly at the start or end of each day. Mrs Kaye and Mrs Pautrat in the school office, are always here to help you either by phone or face to face.

We communicate school information via an app, which is called Parent Hub . You will need to download the app and follow @TrentVale to make sure you don't miss out on important communications from school. When your child has started school, you can link the app to your child and follow class and year group posts as well as the whole school. Information may also be sent by email and/or text.

We will update our website with our topic plans, so that you can see the main areas of learning for the next term. We will also text you when we have put any photos, or updates on our class page.

In September, we have a meet the teacher meeting. This is usually after school in September. At this meeting, we talk about the class routines such as reading etc. If you can't make it , all information will be sent home via email and put on our website.

We will have termly parents evenings

You can email either the office or the class teacher, with any concerns.
Teacher email addresses will be sent out in September.

Absences

- ▶ It is essential that all children attend school regularly and maintain a pattern of good attendance.
- ▶ Any attendance that falls below 95% is classed as poor attendance by the Government.
- ▶ Any parents wishing to take their child on a holiday should do this during the school break. School holidays will not be authorised during a school term and may result in a penalty notice being issued.
- ▶ The school office must be informed if your child is going to be absent for each day of their absence. The office staff will text or phone the parents of any child who has an unexplained absence. If they do not get a reply from you they will contact all of the people you have given as contacts so we can make sure you and your child are safe. If we still do not hear from you we will come to your home to check you are all ok.
- ▶ **Study Bugs App for Reporting Absence**

This will be our preferred method for you to advise us of your child's absence. Please get the free Studybugs app, or register on the Studybugs website, and use it to tell us whenever your child is ill and unable to attend school. Please note that absences for appointments or reasons other than illness should be arranged in advance through the office.

Get the app or register now (<https://studybugs.com/about/parents>)

Illness

We can give your child medicines with your written permission. Forms are available from the school office.

First Aid – We have trained first aiders in school. We will notify you if your child has a head bump at school by text. This is for minor bumps.

If we are ever concerned we will always contact you directly.



Please remember...

- ▶ Home time arrangements should be in place prior to your child arriving at school so they know who will be collecting them from school. We understand that arrangements may change in the event of an emergency, if so please contact the school office immediately.
- ▶ If any of your contact details change please remember to update these with the school office immediately. We need to be able to contact you.

Fruit and Milk

All children receive a free piece of fruit daily. They have this as a snack time during the morning.

They have free milk up until their 5th birthday. You will need to register with **Cool Milk** to receive this milk.

Please ensure that you register again with Cool Milk if you wish to pay for milk after your child is 5 years old.

www.coolmilk.com



Free School Meal and Pupil Premium Funding

PUPIL PREMIUM FUNDING

Even though ALL infant children will be entitled to a free hot dinner/packed lunch it is vital you continue to apply for free school meals if you are eligible so your child receives this extra funding in school. You are eligible for free school meals if you receive any of the following benefits:-

- ▶ Universal Credit with an annual net earned income of no more than £7,400
- ▶ Income Support
- ▶ Income-based Jobseeker's Allowance (JSA)
- ▶ Income-related Employment and Support Allowance (ESA)
- ▶ Support under Part 6 of the Immigration and Asylum Act 1999
- ▶ The Guarantee element of State Pension Credit
- ▶ Working Tax Credit run-on (paid for the four weeks after the person stops qualifying for Working Tax Credit)
- ▶ Child Tax Credit (with no Working Tax Credit) with an annual income of no more than £16,190

It is very easy to apply. You can register for Pupil Premium Funding by following the instructions below:-

- ▶ Log onto the Nottinghamshire County Council website.
- ▶ In the search box type 'Free School Meals'.
- ▶ Click on 'Free School Meals and Milk'.
- ▶ Scroll down the page and click on 'register and apply online'. This will take you to the citizens portal.
- ▶ Register and follow the instructions to apply for free school meals and milk.

If you do not have access to the internet or have any problems please call into the office and speak to Mrs Kaye or Mrs Pautrat

Lunchtimes

- ▶ School dinners are free as part of the 'Universal Infant Free Meal' scheme (children are currently not charged for a school meal in Foundation2/Reception, Year 1 and Year 2). There is always a vegetarian option
- ▶ If you do not want your child to have a school dinner they can bring a healthy packed lunch from home . Please read our guide to a healthy packed lunch.
- ▶ If your child has any requirements regarding food allergies or religious beliefs you will need to fill in a form. Please talk to the Mrs Pautrat or Mrs Kaye in the school office if you are unsure.
- ▶ Midday supervisors play with the children and keep them safe

Serious Allergy

We have children in school who have a severe allergic reaction to

all nuts, coconut, chick peas and peas.

WE DO NOT ALLOW CHOCOLATE SPREAD IN SCHOOL.

This allergic reaction (anaphylactic shock) can occur through ingestion of products containing these allergens, cross contamination, touch and breathing in the odour of these products.

This condition is life threatening.

To minimise the risk to these children

- Avoid giving your child products containing these items but particularly nuts.
- Avoid giving peanut butter sandwiches, other spreads containing nuts such as Nutella and snack bars containing nuts.
- Asking your child not to share their lunch.

Starting School

Starting school can be an anxious time for both children and their parents. We aim to make this transition into school as smooth and happy as possible for both of you.

Children will attend 2 visits next week and 2 further visits at the start of term in September. You have been sent the dates and times for these visits – if you are not sure please contact Mrs Kaye in the office.

We will post a book on our website for you to share with your child which will tell them all about school. Please keep sharing this book with them so they become familiar with Trent Vale.

We are also posting videos of the F2 teachers introducing themselves and reading stories on our web site. Please keep watching these videos so the adults faces and voices become familiar to you and your child.

All children will start school on Thursday 5th September.

If we are concerned about how well your child is transitioning in to school, we will speak with you.

Practise these activities to help your child to be ready to start school.

- Washing their hands for 20 seconds independently.
- Putting on their own shoes on right feet – no laces unless they fasten them themselves.
- Putting on their own coat and trying to fasten it
- Recognising their own belongings – please put name labels in everything including all clothes, shoes, water bottle, hat and scarf.
- Going to the toilet independently including wiping themselves and pulling up their pants.
- Playing with other children including sharing toys, playing games and turn taking.
- Eating food with a knife and fork, learning cutting up food, model eating correctly .



The Paper Work Checklist

Please ensure all the following paperwork has been filled in and either emailed or posted back to school

- Confidential Personal Information Form
- Pupil Images Consent Form
- ICT and Internet User Agreement

This Power Point will be uploaded to our website, under the transition tab, so that you can read it through again.

If you have any queries or concerns about your child's individual needs please email the school office. We will endeavour to answer any questions and put your mind at rest.