

Welcome back to Beeston Rylands Junior School

Head Teacher - Mrs Catherine Turner
Federation Deputy Head- Mrs Sue Osborne



The Trent-Rylands Federation
Trent Vale Infant and Nursery School *and* Beeston Rylands
Junior School



Welcome to BRJS (Beeston Rylands Junior School)

We hope you all had a lovely Summer!

The class structures this year are:

Y6- Oak – Mrs Baker (Mon, Tues, Wed)/ Mrs Osborne (Thurs/Fri)


Y5/6 -Willow - Miss Harby

Y5 -Sycamore – Miss Allgar

Our Teaching Assistant team are:

Miss Bannister; Miss Zoppi; Mrs Hollis &
Mrs Unwin & Mrs Hogg





Beeston Rylands Junior School

Our School Motto

Excel, Enjoy, Be Proud

We always focus on everyone in school being the best version of ourselves that they can possibly be.

To do this we follow our School Rules, which are also known as the Rylands Way:-

We are gentle; we don't hurt others

We are kind and helpful; we don't hurt anybody's feelings

We listen; we don't interrupt

We are honest; we don't cover up the truth

We work hard; we don't waste our own or others' time

We look after property; we don't waste or damage things

Behaviour

Our behaviour policy is based on positive praise and rewards.

In Key Stage 2 we aim for a green card in the front of the class wallet all day. Green is keeping all of the Trent-Rylands rules. If these rules are broken, children will move to amber and then red.

Each half term, we host a ‘Let’s get...’ session, where children can choose a fun activity to participate in. Being on amber or red result in minutes lost from this session. Some children with Special Educational Needs may need a bespoke behavior plan in place.

Mrs Turner hosts a weekly afternoon tea for children who have stayed on green.

We also continue to issue our star certificates every Friday to celebrate the pupil’s successes.



POINTS – based on staying on green all day and extra points can be given throughout the day

BEHAVIOUR CERTIFICATES

- 15 ticks – **BRONZE** certificate
- 20 ticks – **SILVER** certificate
- 25 ticks – **GOLD** certificate
- 30 ticks – **SUPER GOLD** certificate
- 30 ticks – **PLATINUM** certificate
- 35 ticks – **DIAMOND** certificate
- 45 ticks – **HEAD TEACHER** certificate

PE


Children should come to school wearing PE kits on their

PE days. These are:

Oak- Monday & Tuesday

Willow- Monday & Friday

Sycamore- Monday & Friday



Please remember to put your child's name in every item of school uniform.

Free School Meal and Pupil Premium Funding

PUPIL PREMIUM FUNDING

It is vital you apply for free school meals if you are eligible so your child receives this extra funding in school. You are eligible for free school meals if you receive any of the following benefits:-

- ▶ **Universal Credit with an annual net earned income of no more than £7,400**
- ▶ **Income Support**
- ▶ **Income-based Jobseeker's Allowance (JSA)**
- ▶ **Income-related Employment and Support Allowance (ESA)**
- ▶ **Support under Part 6 of the Immigration and Asylum Act 1999**
- ▶ **The Guarantee element of State Pension Credit**
- ▶ **Working Tax Credit run-on (paid for the four weeks after the person stops qualifying for Working Tax Credit)**
- ▶ **Child Tax Credit (with no Working Tax Credit) with an annual income of no more than £16,190**

It is very easy to apply. You can register for Pupil Premium Funding by following the instructions below:-

- ▶ Log onto the Nottinghamshire County Council website.
- ▶ In the search box type 'Free School Meals'.
- ▶ Click on 'Free School Meals and Milk'.
- ▶ Scroll down the page and click on 'register and apply online'. This will take you to the citizens portal.
- ▶ Register and follow the instructions to apply for free school meals and milk.


If you do not have access to the internet or have any problems please call into the office and speak to Mrs Beech or Mrs Gibson

Please remember...

- ▶ To avoid disrupting lessons please remember to send your child to school with everything that they will need for the day i.e. Coats, hats, and water bottles.
- ▶ Home time arrangements should be in place prior to your child arriving at school so they know who will be collecting them from school. We understand that arrangements may change in the event of an emergency, if so, please contact the school office immediately.
- ▶ Appointments during school time will have an impact on your child's attendance. Please try to arrange these outside of school hours in order to keep these to a minimum.
- ▶ If any of your contact details change, please remember to update these with the school office immediately.

BRJS Year 5/6


Autumn 1 Overview



This term's topic is...
Disasters

Guided Reading: 'Letters from the Lighthouse' by Emma Carroll

'We weren't supposed to be going to the pictures that night. We weren't even meant to be outside, not in a blackout, and definitely not when German bombs had been falling on London all month like pennies from a jar.'



February, 1941. After months of bombing raids in London, twelve-year-old Olive Bradshaw and her little brother Cliff are evacuated to the Devon coast. The only person with two spare beds is Mr Ephraim, the local lighthouse keeper. But he's not used to company and he certainly doesn't want any evacuees...

Maths

The Autumn term for both Year 5 and 6 focuses on place value and calculation.



Yr 6 will be looking at place value up to 10 million; properties of number- including prime, factors and multiples and the formal calculation methods of long multiplication and division.

Yr 5 will be looking at place value up to 1 million; Roman Numerals to 1,000; rounding and formal addition and subtraction calculation strategies.

English: 'I Survived the Japanese Tsunami, 2011'

The disaster felt around the world...

Visiting his dad's hometown in Japan four months after his father's death would be hard enough for Ben. But one morning the pain turns to fear: first, a massive earthquake rocks the quiet coastal village, nearly toppling his uncle's house. Then the ocean waters rise and Ben and his family are swept away-and pulled apart-by a terrible tsunami. Now Ben is alone, stranded in a strange country a million miles from home. Can he fight hard enough to survive one of the most epic disasters of all time?



This half term, we'll be using this book to inspire a range of creative writing, including: a Disaster Survival Kit, Instructions on 'How to Survive an Earthquake' and a news report from the perspective of Ben from the story...

BRJS Year 5/6

Autumn 1 Overview

History/ Geography

Our Geography work will focus on the locations of China and Japan. We will compare locations, learning about the human and physical features as well as looking at time zones. As part of our theme, we will research a natural disaster and present what we have learned.

In history, we'll be looking at one of the earliest civilisations: the Shang Dynasty. We'll learn who the Ancient Shang people were, where and when they lived. We will also learn about the role of the king, the religious beliefs and rituals of the Shang people and how oracle bones were used in divination ceremonies. The children will also examine a range of Shang artefacts and draw conclusions about what they can teach us.



Science

Our terms topic is the properties and changes to materials where we will:

- compare and group together everyday materials on the basis of their properties, including their hardness, solubility, transparency, conductivity (electrical and thermal), and response to magnets
- know that some materials will dissolve in liquid to form a solution, and describe how to recover a substance from a solution
- use knowledge of solids, liquids and gases to decide how mixtures might be separated, including through filtering, sieving and evaporating
- give reasons, based on evidence from comparative and fair tests, for the particular uses of everyday materials, including metals, wood and plastic
- demonstrate that dissolving, mixing and changes of state are reversible changes

PE

This half term we will develop our tag rugby skills using a range of ball handling skills and techniques to improve our spatial awareness along with footwork and dodging skills. We will aim to gain possession by working as a team and use defending and attacking tactics.

The children will also participate in fitness and multi-skill techniques involving a range of activities to demonstrate stamina and increase strength.



RE/PSHE

In RE we will be thinking about how we live together as a society and the rights, roles and responsibilities of this. We will look at what different faiths believe and practice and how this links to charity work.

Our PSHE work will be about 'Being me in my world' - thinking about the year ahead and our responsibilities as part of that. We will think about our role as part of our school community and how we can all work together to make this a success.


Computing



This term's computing topic is Online Safety. We will be learning about how to use computers and the internet responsibly and how to be safe online.


Art

We will be taking inspiration from Japan with the artist Hokusai and the Great Wave of Kanagawa.



Music

This term, we will be listening to and appraising music. We will also be learning about the building blocks of music and composing our own music based on what we have learnt and what we have listened to.



E-Safety

- ▶ The safety of our children is of paramount importance to us, and we are acutely aware of the ever-increasing need to educate our pupils about staying safe online.
- ▶ Please find a range of resources on our website for support at home...
- ▶ <https://www.trentrylandsfederation.com/?s=e-safety>

Reading and Homework

Please continue to listen to your child read regularly and sign their diaries each week. Children can bring home banded books from school and have the opportunity to change these books at least once a week. Teachers will print off the targets that go with your child's current book band and stick these in their diaries for you to see. These will be updated as your child moves up through the bands.

Each week, children will also be given a spelling list to learn based on the National Curriculum word lists.

Maths HW will be set weekly via Mathletics or Times Tables Rockstars, linked to the topic covered in Maths that week. Each child's LOGIN details will be stuck inside their diaries.

Handwriting: As a school, we now use Letter-Join to teach our handwriting. Joined up handwriting is part of the requirements for the end of KS2. We will send home information on how to access this programme at home for children to practice further.



Letter-join
Joined-up handwriting made easy!

Upcoming dates/ trips...

- ▶ Forest School:
 - ▶ Oak- Thurs 14th Sept & Thurs 5th Oct
 - ▶ Willow- Thurs 28th Sept & Thurs 19th Oct
 - ▶ Sycamore- Thurs 28th Sept & Thurs 12th Oct
- ▶ Canalside Heritage Centre (Autumn 2)- looking at local flooding
- ▶ National Holocaust Centre (Autumn 2)- Following the journey a young Jewish boy, Leo linked to our Human Disasters topic.
- ▶ Y6 Residential- 8th, 9th & 10th November



If you have any queries or concerns about your child's individual needs please email either:

The school office: office@rylands.notts.sch.uk
Mrs Osborne: sueosborne@rylands.notts.sch.uk
Miss Harby: kharby@rylands.notts.sch.uk
Mrs Baker: sbaker@rylands.notts.sch.uk
Miss Allgar : rallgar@rylands.notts.sch.uk

We will endeavour to answer all the questions you have and put your mind at rest.