



Welcome to Trent Vale Infant and Nursery School

Head Teacher Mrs Janine Barratt



The Trent-Rylands Federation
Trent Vale Infant and Nursery School *and* Beeston Rylands
Junior School



The Aim of Tonight's Meeting

1. To introduce ourselves.
2. To give you a little background as to what we will teach in F2.
3. To offer you the practical information that you will need to refer to when getting ready for your child to start school.

We would like to welcome you to our school.

This is a new and exciting time as your child is getting ready to start school. Your child will be in Foundation Stage 2 (F2) which is also known as Reception.

All staff are looking forward to getting to know our new children and their families.

There are two F2 classes of up to 25 children

Beech Class Teacher Mrs Mason

Lilac Class Teacher Mrs Robinson

The main F2 Teaching Assistants are Miss Smith and Mrs Naylor, and Mrs Keen





Trent Vale Infant and Nursery School



Our Vision Statement

Children at the Heart

Our Vision Statement

The Trent-Rylands Federation vision is to provide the best start in life for our children through inclusive and engaging education, which is rooted in our local community, and develops character, well-being and a love of learning. The two schools in the federation benefit from a shared ethos and approach, which allows for a 'whole school' learning journey and excellent educational outcomes.

Our Values- Doing What is Right for the Children in our Community

Children, and their families, are the very centre of what we are as a school.

We are proud of our achievements:-

Everyone is valued

Everyone is included

Everyone works together

Everyone has fun learning

Everyone's aim is excellence

Everyone cares for their environment

The Early Years Foundation Stage (EYFS)

- ▶ We help the children to **learn through playing, exploring and being active**. This means children will take part in a range of fun, practical activities as well as structured tasks; some of which are adult led, some guided by adults and some will be child-initiated.
- ▶ We follow the Statutory **EYFS Framework 2021** which explains how and what your child will be learning. This is supported by a Department of Education's **Development Matters document**. This document helps us to design an effective early years curriculum, building on the strengths and meeting the needs of the children we work with. It guides, but does not replace, professional judgement.

The Early Years Foundation Stage Curriculum

7 Areas of Learning

- ▶ Your child will be learning skills, acquiring new knowledge and demonstrating their understanding through **7 areas of learning**.
- ▶ **The 3 Prime Areas**
 - ▶ Personal, Social and Emotional development.
 - ▶ Communication and Language.
 - ▶ Physical Development
- ▶ **The 4 Specific Areas**
 - ▶ Literacy – word reading, comprehension and writing.
 - ▶ Maths- number and numerical patterns.
 - ▶ Understanding the World- past and present, the natural world and communities
 - ▶ Expressive arts and design – creating with materials and being imaginative and expressive



The curriculum is delivered and accessed through a balance of continuous provision and direct teaching. Each day your child will have lots of time to build on their learning so far by both independent and teacher supported play. The different areas of the classroom such as sand, water, and construction all deliver different parts of the curriculum. This is called **continuous provision** and these areas are always available to children. The teachers will then add enhancements to these areas to enable them to think deeper about what they all ready know or to prompt new learning.

Along side this there will be **structured carpet times, teacher inputs and guided work**. These activities will be carefully planned by the teacher to promote all areas of the curriculum but especially reading, writing.

PLAY GIVES
CHILDREN
A CHANCE
TO PRACTICE WHAT
THEY ARE
LEARNING.
-MR. ROGERS

Play is the
highest form
of research
- Albert Einstein

Why is play important?

- Play is a vital tool for children to use to support their emotional, cognitive and physical development.
- Through play, children can use the skills they have already mastered to extend their knowledge and understanding of the world.
- Children feel comfortable and confident when they are playing and consequently feel able to experiment, take risks, question and explore.
- Through their exploration, children are making connections and building up ideas, concepts and skills.
- Through play children can gain a sense of achievement, thereby developing self-esteem.

"When you asked me what I did in school today and I say, 'I **just played**.' Please don't misunderstand me. For you see, I'm learning as I play. I am learning to enjoy and be successful in my work. Today I am a child and my **work is play**." -Anita Wadley, 1974

We use the Little Wandle Letters and Sounds Programme as a structured approach to teaching phonics.

We teach Phonics from the second full week that the children are at school.


We start with short sessions lasting up to 10 minutes and each day build on this until eventually the children can sit and learn for at least 30 minutes.

This scheme is effective in teaching children to recognise their letters and sounds.


We will offer you more information on this when the children start with us and have begun the programme.




We plan our learning through a book based approach. We choose books based on the quality of the texts but also to ensure that they excite and stimulate children's interests.



We use these books to plan topics. For example, this year we have looked at night time adventures, people who help us, growing, space, around the world.



We also listen to the children and watch them at play so that we can plan activities that they also have a natural interest in.



What does each day look like?

Each day there will be a variety of activities that will include :

Morning task (initially this will be free play) and register

Phonics

Reading Practice Sessions

Maths

Writing activities

Teacher led tasks

Continuous Provision and challenges

Targeted small groups

Morning Snack Time

Outdoor learning

PE

Story time, singing and music



How are children assessed?

Teachers will continually assess children as they are going along, through observations, interactions and looking at work. These assessments are informal and are used to plan the next steps of learning and provide interventions if necessary. Our focus is always on enabling children to make progress from their starting point.

Children are working towards the Early Learning Goals. These are 17 standards, that fall within the 7 areas of learning and include areas such as listening and understanding, self regulation, writing, reading, gross motor and fine motor.

At parents evenings, which occur in the Autumn term and the Spring term, the teachers will have a conversation with you about how your child is getting on. They will talk about progress and also any areas of concern. In the Summer Term, the end of year school report will feed back on the final assessments the teacher has made in relation to the Early Learning Goals. Your child will be assessed as either achieving the goal or working towards it. Not every child will achieve all of the goals. This may be because they are a younger child and may just need time, or that they have made lots of progress from their starting point but they have just not quite met the standard. The national average in 2019 for children achieving all the goals was 72 %.

If we are concerned about your child's learning we will let you know. We will work with you to provide the support your child needs, and will offer extra support if necessary. If we feel that your child has a special educational or additional learning need we will work together to establish what the barriers of learning are and make a support plan. If you are concerned about your child, please come and talk to us.

Every school has to complete a **Reception Baseline Assessment** .

This is the second year of completing these assessments .

The RBA is an activity-based assessment of pupils' starting points in:

- language, communication and literacy
- mathematics

The RBA is a short task-based assessment.

Pupils use practical resources to complete these tasks and teachers will record the results on a laptop, computer or tablet. It is not used to label or track individual pupils. Schools are required to carry out the assessment within the first 6 weeks of pupils starting reception.

No numerical score will be shared and the data will only be used at the end of year 6 to form the school-level progress measure.

However, teachers receive a series of short, narrative statements that tell them how their pupils performed in the assessment. These can be used to inform teaching within the first term.

Measuring progress

The new assessment will enable the government to create school-level progress measures for primary schools which show the progress pupils make from reception until the end of key stage 2 (KS2).

The government will publish these measures for all-through primaries in the summer of 2028 for the first time.

This will be when those pupils who entered reception in autumn 2021 reach the end of KS2.

How do we keep in contact with you ?

We will have termly parents evenings

We will email you termly whole school news letters which updates you on whole school activities. These will have the important diary dates on them

We will update our website with our topic plans, so that you can see the main areas of learning for the next term. We will also text you when we have put any photos, or updates on our class page.

In September, we have a meet the teacher meeting. This is usually after school in September. At this meeting, we talk about the class routines such as reading etc. If you can't make it , all information will be sent home via email and put on our website.

We will see you as you drop off in the morning or in the afternoon.

You can email either the office or the class teacher, with any concerns. Teacher email addresses will be sent out in September.

Green is good

Our behaviour policy is based on positive praise and rewards. We have school rules that the children must all follow and we spend time with children, talking about these rules and learning how to follow them. This is part of the learning in Reception.

Children will regularly receive stickers for their work. Two children from each class also receive a Super Star certificate each week for good work.

We have a traffic light behaviour system. Children who remain on green all day by following our school rules, will receive a tick. When the child has 20 ticks they will receive a certificate.

If a teacher spots a child being kind or trying their best, they may receive a chance card. This chance card is named and placed in a special chance card box. During Superstar Assembly on a Friday some chance cards will be drawn out of the box and exchanged for a prize.

Children will be encouraged to work together with their class to receive class gold stars. The class with the most gold stars at the end of a half term, will receive the biggest trophy.

Please remember to put your child's name in every item of school uniform.

School Uniform

The emphasis is on outdoor learning and clothes need to be washed regularly.

- Trainers or shoes (preferably black or a dark colour) they can easily run in but no open toed sandals.
- Plain white or red polo shirt
- Red sweat-shirt, jumper, cardigan or fleece
- Black/charcoal/dark grey trousers or jogging bottoms with no logos; or dark grey legging, skirt, pinafore or shorts which are suitable for active learning.

A red checked dress may also be worn in the warmer weather.

WE ARE NOT GETTING THE CHILDREN CHANGED FOR PE IN F2, BUT WE WILL INFORM YOU OF THE DAY THAT CHILDREN HAVE PE SO THAT YOU CAN DRESS THEM APPROPRIATELY. They can wear the same polo shirt and sweatshirt/ jumper on these days but please ensure they are wearing jogging bottoms or leggings and trainer or shoes they can run in.

If you do wish to buy school uniform that has our logo on, you can so from
TGR Embroidery tgr-embroidery.co.uk

I'm sorry that my uniform got dirty today but it helps to show what I have been learning.

This splodge is part of my lunch. I am trying so hard to use a knife and fork correctly when I eat.

These marks were made with pens. I am trying so hard to develop my writing and drawing skills.

This grass stain shows I have been using the outdoors to develop my physical skills.



Painting helps me to develop my creativity. Sometimes I accidentally get paint on my shirt as I work.

This playdough stuck to my shirt while I was exploring shapes and textures.

Sometimes my uniform comes home a little wet. I learn huge amounts of Science and Maths when I play in the water tray.

Book Bags and Water Bottles

Children will need to bring a tote bag or a reasonably sized back pack with them to carry their reading diary in . They will need to be able to fit in an A4 sized book wallet in to this bag.

They need to bring bring a water bottle with them every day. We do provide you with a water bottle, if you wish to use that. It needs to be named regularly , as they all look the same.

This should only be filled with water; no juice, flavoured water or fizzy drinks. Please wash and refill your child's water bottle at home everyday.



Start and end of the school day

On the 1st and 2nd September- you will be offered 2 transition visits . You should already have had an email about this. During the first visit we would like parents to stay, on the second we would like parents to leave their children.

Children will start school during the first full week at school (5th September). Your child will have already been given a start date and time .

All children will be in school full time by Wednesday 7th September. If we feel that your child needs a little longer to settle, we will talk with you about this.

Following this

School starts at 8.50 am

School ends at 3.20pm

Your children should arrive at school and be collected from school on time. Should you be late for any reason please call the office.

Absences

- ▶ It is essential that all children attend school regularly and maintain a pattern of good attendance.
- ▶ Any attendance that falls below 95% is classed as poor attendance by the Government.
- ▶ Any parents wishing to take their child on a holiday should do this during the school break. School holidays will not be authorised during a school term.
- ▶ The school office must be informed if your child is going to be absent for each day of their absence. The office staff will text or phone the parents of any child who has an unexplained absence. If they do not get a reply from you they will contact all of the people you have given as contacts so we can make sure you and your child are safe. If we still do not hear from you we will come to your home to check you are all ok.


Illness

Please ring or email school if your child is unwell and therefore not attending school.

Covid-19 Coronavirus Symptoms - Do not send your child to school with ANY of these symptoms

- High temperature
- New, continuous cough
- Loss or change to your sense of smell or taste

We can give your child medicines with your written permission. Forms are available from the school office.



Please remember...

- ▶ Home time arrangements should be in place prior to your child arriving at school so they know who will be collecting them from school. We understand that arrangements may change in the event of an emergency, if so please contact the school office immediately.
- ▶ If any of your contact details change please remember to update these with the school office immediately. We need to be able to contact you.

Fruit and Milk

All children receive a free piece of fruit daily. They have this as a snack time during the morning.

They have free milk up until their 5th birthday. You will need to register with Cool milk to receive this milk.

Please ensure that you register again with Cool Milk if you wish to pay for milk after your child is 5 years old.

www.coolmilk.com



Lunchtimes

- ▶ School dinners are free as part of the 'Universal Infant Free Meal' scheme (children are currently not charged for a school meal in Foundation2/Reception, Year 1 and Year 2). There is always a vegetarian option
- ▶ If you do not want your child to have a school dinner they can bring a healthy packed lunch from home . Please read our guide to a healthy packed lunch.
- ▶ If your child has any requirements regarding food allergies or religious beliefs you will need to fill in a form. Please talk to the Mrs Pautrat or Mrs Kaye in the school office if you are unsure.
- ▶ Midday supervisors play with the children and keep them safe

Serious Allergy

We have children in school who have a severe allergic reaction to

all nuts, coconut, chick peas and peas.

This allergic reaction (anaphylactic shock) can occur through ingestion of products containing these allergens, cross contamination, touch and breathing in the odour of these products.

This condition is life threatening.

To minimise the risk to these children

- Avoid giving your child products containing these items but particularly nuts.
- Avoid giving peanut butter sandwiches, other spreads containing nuts such as Nutella and snack bars containing nuts.
- Asking your child not to share their lunch.

Free School Meal and Pupil Premium Funding

PUPIL PREMIUM FUNDING

Even though **ALL** infant children will be entitled to a free hot dinner/packed lunch it is vital you continue to apply for free school meals if you are eligible so your child receives this extra funding in school. You are eligible for free school meals if you receive any of the following benefits:-

- ▶ **Universal Credit with an annual net earned income of no more than £7,400**
- ▶ **Income Support**
- ▶ **Income-based Jobseeker's Allowance (JSA)**
- ▶ **Income-related Employment and Support Allowance (ESA)**
- ▶ **Support under Part 6 of the Immigration and Asylum Act 1999**
- ▶ **The Guarantee element of State Pension Credit**
- ▶ **Working Tax Credit run-on (paid for the four weeks after the person stops qualifying for Working Tax Credit)**
- ▶ **Child Tax Credit (with no Working Tax Credit) with an annual income of no more than £16,190**

It is very easy to apply. You can register for Pupil Premium Funding by following the instructions below:-

- ▶ Log onto the Nottinghamshire County Council website.
- ▶ In the search box type 'Free School Meals'.
- ▶ Click on 'Free School Meals and Milk'.
- ▶ Scroll down the page and click on 'register and apply online'. This will take you to the citizens portal.
- ▶ Register and follow the instructions to apply for free school meals and milk.

If you do not have access to the internet or have any problems please call into the office and speak to Mrs Kaye or Mrs Pautrat

Starting School

Starting school can be an anxious time for both children and their parents. We aim to make this transition into school as smooth and happy as possible for both of you .

Over the next couple of weeks :

We will ensure that all children are offered a visit in to school and that all parents will have the opportunity to meet the class teachers.

We will post a book on our website for you to share with your child which will tell them all about school. Please keep sharing this book with them so they become familiar with Trent Vale.

We are also posting videos of the F2 teachers introducing themselves and reading stories on our web site. Please keep watching these videos so the adults faces and voices become familiar to you and your child.

Pictures of our school for children to look at



Please look at our website
For videos of the
classrooms, a starting
school book and a story
video.

Getting ready for school

Practising these activities will help your child be ready to start school.

- Washing their hands for 20 seconds independently.
- Putting on their own shoes on right feet – no laces unless they fasten them themselves.
- Putting on their own coat and trying to fasten it
- Recognising their own belongings – please put name labels in everything including all clothes, shoes, water bottle, hat and scarf.
- Going to the toilet independently including wiping themselves and pulling up their pants.
- Playing with other children including sharing toys, playing games and turn taking.
- Eating food with a knife and fork, learning cutting up food, model eating correctly .



Some ideas for the countdown to school

- ▶ Take your child for several walks past school, so they become familiar with the journey to school and the school grounds.
- ▶ Make a calendar for the final week of school, so your child can countdown the days.
- ▶ Familiarise your child with their new school clothes.
- ▶ Read the Starting School book to them often - found on our website.
- ▶ If your child is bringing a packed lunch from home they will need a lunch box. It can be a nice idea to have lunch at home out of the lunch box during the final week of the holiday.
- ▶ Please take a couple of photographs of things you do with your child in the holidays (e.g. playing with a favourite toy, going for a walk, baking etc) and email them to school. This will provide something concrete for the teachers to talk to the child about during the first few weeks.

The Paper Work Checklist

Please ensure all the following paperwork has been filled in and either emailed or posted back to school

- Confidential Personal Information Form
- Pupil Images Consent Form
- Online Safety Agreement
- ICT and Internet Use Agreement

This Power point will be uploaded to our website, under the transition tab, so that you can read it through again.

If you have any queries or concerns about your child's individual needs please email the school office. We will endeavour to answer all the questions you have and put your mind at rest.